




HH5□P
ND22B-□Z



HH52P ND22B-2Z HH53P ND22B-3Z HH54P ND22B-4Z

触点参数

触电形式	2Z、2H、2D、3Z、3H、3D、4Z、4H、4D
接触电阻	≤100mΩ(1A 6VDC)
触点材料	AgCdO AgSnO ₂
触点负载	5A 250VAC/30VDC 3A 250VAC/30VDC

性能参数

绝缘电阻	≥500MΩ (500VDC)
介质耐压	线圈与触点间 ≥1500VAC 1min 断开触点间 ≥1000VAC 1min 触点组间 ≥1500VAC 1min
吸合/释放时间	≤25ms/25ms
引出端方式	线路板和插座安装

线圈参数

额定线圈功率	DC/AC 0.9W/1.2VA
--------	------------------


DC线圈规格表

额定电压 VDC	吸合电压 VDC	释放电压 VDC	线圈电阻 Ω±10%
5	4.0	0.5	28
6	4.8	0.6	40
12	9.6	1.2	160
24	19.2	2.4	640
48	38.4	4.8	2560
110	88.0	11.0	12100

AC线圈规格表

额定电压 VDC	吸合电压 VDC	释放电压 VDC	线圈电阻 Ω±10%
6	4.8	1.8	12
12	9.6	3.6	42
24	19.2	7.2	168
48	38.4	14.4	675
110	96.0	36.0	3500
220/240	176.0	66.0	14000/16500

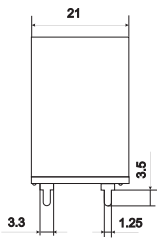
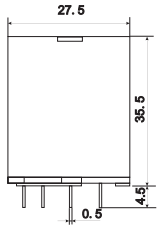
配用插座



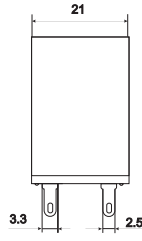
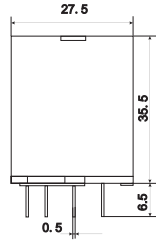
PYF08A PYF11A PYF14A

外形尺寸、安装孔尺寸（底视图）、接线图（底视）

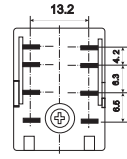
HH52P PCB外形尺寸
ND22B-2Z



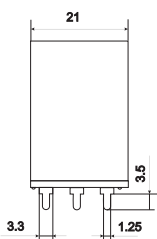
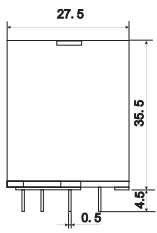
HH52P 插座型外形尺寸
ND22B-2Z



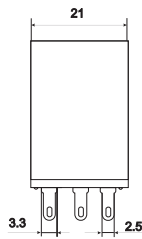
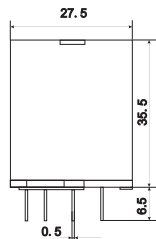
安装孔尺寸
(底视图)



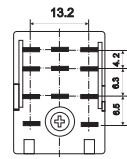
HH53P PCB外形尺寸
ND22B-3Z



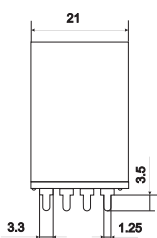
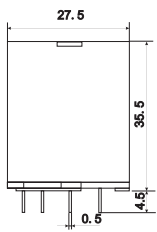
HH53P 插座型外形尺寸
ND22B-3Z



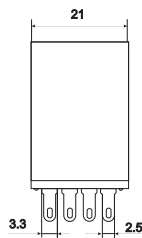
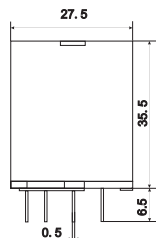
安装孔尺寸
(底视图)



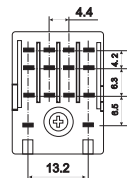
HH54P PCB外形尺寸
ND22B-4Z



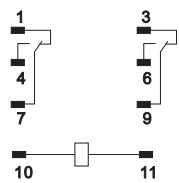
HH54P 插座型外形尺寸
ND22B-4Z



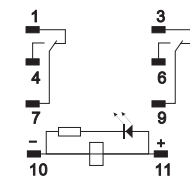
安装孔尺寸
(底视图)



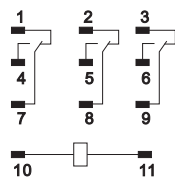
接线图（底视）



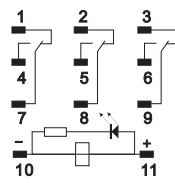
HH52P
ND22B-2Z



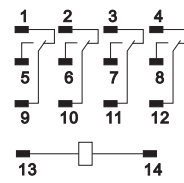
HH52P-L
ND22B-2Z



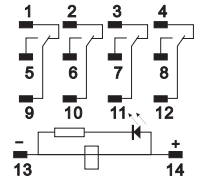
HH53P
ND22B-3Z



HH53P-L
ND22B-3Z



HH54P
ND22B-4Z



HH54P-L
ND22B-4Z